

IP 64 variable device mount - Individual.Lens.Optic - direct narrow/wide distribution - visually continuous

Device mounts made of galvanised, profiled sheet steel with zinc coating combined with polyester resin paint guarantees good corrosion protection; tool-free attachment with design-integrated push locks ensure protection against theft and disassembly. Integrated end faces made of plastic with sealing lips and an all-round closed seal to the support rail for a protection type up to IP64. Variable position on the support rail. Housing colour black RAL 9005; Direct narrow/wide-beam light distribution using the Individual.Lens.Optic made of PMMA plastic. The single lens optics has a transparent seal, ensures absolute ease of assembly and are simple to maintain thanks to the easily cleaned surface. The inner rhythm of the 3-row single lens arrangement and the overriding device mount are perfectly in tune to guarantee a homogeneous appearance in the object. Electrical connection by means of a 1m connection cable for variable device mount positioning with a 3-pin, quick-fit plug connector in the light run with free phase pre-selection. The device mount can be adjusted variably in steps with a multi-lumen driver (default setting: maximum lumen output). They are exchangeable, permit modernisation and reliably prolong the service life of the overall system.

CHARACTERISTICS

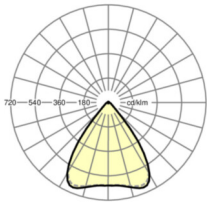

Order number	19437004224
EAN number	4020863464746
Commodity code	94051190
Certification mark	IP 64, Protection class I, ENEC10 VDE, F, D, HACCP DIN10500/Food/IFS-application-related suitability/BRC, Indoor, CE
Impact resistance (IK rating)	IK03 (-20°C bis 30°C)
Ambient temperatur	ta -20°C to 30°C
Warranty period	5 years
State funding programs	BEG - Federal funding for efficient buildings (valid only for Germany)

ELECTRICAL ENGINEERING

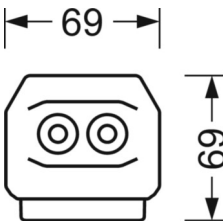
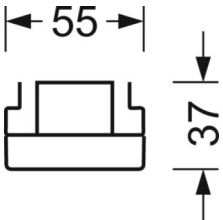
Controller	Electronic multi-lumen driver, 16-steps (1 pcs.)
System output	53W-30W
Mains voltage	230V/50Hz
Energy efficiency class/light source	D

DEEP-LINK

<https://www.regiolux.de/en/article/19437004224>



Reference	LED 8200lm/53W 840
ηLB	100 %
Φ ↓/↑	98 % / 2 %
UGR lat./long.	18.9 / 19.1



LIGHTING TECHNOLOGY

Placement	LED, Colour rendering/Light colour CRI ≥ 80 / 4000K
Colour tolerance (MacAdam)	3SDCM
Photobiological safety (Luminaire)	RG1
Nominal luminous flux/switching steps (EDM)	8200lm/53W, 8000lm/52W, 7800lm/50W, 7500lm/48W, 7300lm/47W, 7100lm/45W, 6900lm/44W, 6700lm/42W, 6500lm/41W, 6200lm/39W, 6000lm/37W, 5800lm/36W, 5600lm/34W, 5400lm/33W, 5200lm/31W, 5000lm/30W
LED service life	50000h L80/B10 (Tq 30°C)
Luminaire luminous efficiency	167lm/W-154lm/W
Beam angle	80° (C0) / 80 ° (C90)
UGR lat./long.	18.9 / 19.1 (53W)

MECHANICS

Housing colour	black RAL 9005
Dimensions (LxWxH/DxH)	1531mm x 55mm x 37mm
Weight (net)	2kg
Type of installation	Mounting rail system installation, Light structure

Dimensions

L	1531 mm	Length
B	55 mm	Width
H	37 mm	Height